

BLOCK OF THE MONTH

This block is your opportunity to show your creativity! You can use 4 or 5 fabrics. You can choose to fussy cut the 4" center square (Fab E) to highlight a special holiday scene, ...or not! But please use Christmas colors. Please bring your completed block(s) to the Holiday party on December 14. All blocks will be donated to the Quilt Bank to make a special holiday (2020) quilt for someone in need. Our goal: 100 Blocks!

Cutting: Fab A (light color) 2x 4 3/8" squares, cut in half diagonally.

Fab D (dark color) 2x 4 3/8" square

Fab B 4x 2 1/4 " x 4" rectangle

Fab C 4x 2 1/4" x 4" rectangle-(Contrast to Fab B)

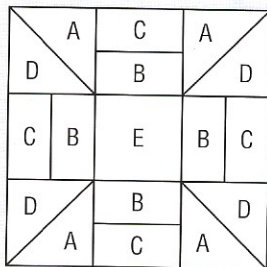
Fab E 1x 4" square (you choose)

Piecing: Make 4 half-triangle squares using Fabs A and Fab D


Make 4 squares joining Fabs B and Fab C

Lay out blocks to match diagram and sew in rows 1, 2, 3

Join the 3 rows together to complete your 11" block.





(1)



(2)



(3)



Any questions? carol.nolan@comcast.net