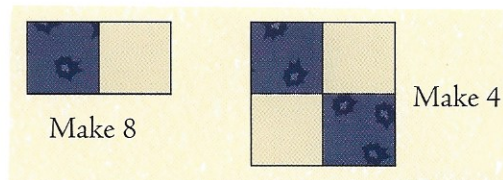
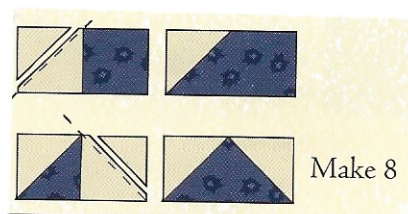


This is the last "patriotic" square, which will work with the January and February BOMs, to be given to the Quilt Bank to make a quilt(s) for a Veteran. If you are just getting started on BOMs, in addition to doing this block, you can go back to our website and make additional January and February BOMs. The more the merrier! Please bring this block to our March guild meeting. I know I can count on Joan Sullivan. Can I count on you?

- Cut from Blue (or red) 1x 4 1/2" square
- 8x 2 1/2" square
- 8x 2 1/2" X 4 1/2" rectangle



- Cut from White 24x 2 1/2" square



Make 4 blue/white checkerboards using 2 1/2" square

Make 8 flying geese units using rectangles and squares



Make 4 double flying geese units sewing above units together

Lay out all your units to match diagram, then sew units together

One row at a time.

Finally sew rows together.

Finished square should be 12 1/2" square.



Any questions: carol.nolan@comcast.net

